

TEXARKANA

Bowie County, TX & Miller County, AR

**FREE
TAKE ONE!**

Advertise With Us:
www.skylinepub.net



2018-2019 Resource & Relocation Guide



Ruth's Flowers

To celebrate, comfort, console, or cheer...
At Ruth's Flowers, we offer beautiful floral arrangements for every occasion.

Happy Birthday **Welcome New Baby**
Happy Anniversary **Happy Holiday**
Thank You **Just Thinking of You**
In Sympathy



903-793-6711

3501 Texas Blvd., Texarkana, TX 75503

www.ruthsflowers.net



BECAUSE OF CHRIST WE ARE FAMILY



Service Times:

Sunday at 9AM Bible Study
Sunday at 10AM Morning Worship
Sunday at 6PM Evening Worship
Wednesday at 7PM Bible Study

Welcome to Hampton Church of Christ. We would like to extend an invitation to you to join us for services here at Hampton. We are nondenominational and have no central headquarters or president. The head of the church is none other than Jesus Christ himself. (Ephesians 1:22-23)

www.hamptoncoc.com
Jerry@hamptoncoc.com

6262 St. Michael Dr. - Texarkana, TX 75503
(903) 832-1030



Tri-State Technologies

Computer Repair

iPhone Repair

Game Console Repairs

1209 E. 35th Street

Texarkana, AR 71854

903-213-3624

Monday - Friday 9-6



Published By:



In association with



PUBLISHING, INC.

BARTONVILLE, IL

FOR ALL YOUR PRINTING NEEDS

(800) 893-9309

Sales Coordinator:

Dustin Doerr

Ad Designer:

Jeremy Newell

Book Designer:

Asha Bohannon

www.skylinepub.net



CONTENTS

5	Welcome
6-7	Newcomer Information
8	Help Hotlines
9	Health & Hospitals
11	Local Education
12-13	Entertainment & Fun
14-15	Bowie Co, TX & Miller Co, AR Map
16-17	Texarkana Area Map
18-19	Home Buyer Information
21	Buyers Mistakes
23	How Much Can You Afford?
24-25	Tips to Selling Your Home
26	Packing Tips
27	Moving Checklist
28	Homefinder Notepad



**BARTON
ROOFING**



1177 Hwy. 53 • Buckner, AR 71827

903-826-2722

Fox Creek Apartments



Located on County Avenue one block behind El Chico or two blocks behind Arkansas Walmart.

\$1,000,000 renovation project underway. Newly renovated apartments and townhomes are ready for you to move into at a great price!

Call our office and set up an appointment to come see your new home!!

870-774-4303
4303 County Ave.
Texarkana, AR



Welcome TO THE NEIGHBORHOOD

The Texarkana Metropolitan Statistical Area is a two-county area anchored by the twin cities of Texarkana, TX and Texarkana, AR. It encompasses all of Bowie County, TX, and Miller County, AR. Texarkana is also a subset of the broader Ark-La-Tex region. The area was first defined in 1960.

The State Line Avenue follows the Texas-Arkansas state line through much of Texarkana. The two "sides" are really only separated from a political view. Many of the residents live in one state but can also work in the other. Since the area is divided politically, there are two mayors and sets of city offices. However, the two sides share federal buildings, courthouse, post office, etc.

The Texarkana area is a unique place to visit with a variety of annual festivals, performing arts, sports, history, entertainments, shopping, outdoor recreation and more for everyone to enjoy. Whether you're looking to relocate or just visit, Texarkana has much to offer!



ONLINE RESOURCES: www.co.bowie.tx.us | www.ci.texarkana.tx.us
www.millercountyar.org | www.visittexarkanausa.org

HOW TO USE THIS GUIDE *This Resource & Relocation Guide provides you with the essential information you may need in an easy to follow format so that your move or visit to the area goes smoothly. We provide telephone numbers and websites for the people and agencies that can assist with relocating your home or business. Although every effort has been made to ensure accuracy, calling ahead before attending a listed event or business is recommended.*

NEWCOMER INFORMATION



Bi-State Justice Center
100 N. State Line Ave.
Texarkana, TX
(903) 798-3006



Bowie County Courthouse
710 James Bowie Dr.
New Boston, TX
(903) 628-6718



Miller County Courthouse
400 Laurel St.
Texarkana, AR
(870) 774-4501

POST OFFICES

US Post Office
501 N. State Line Ave.
Texarkana, TX
(903) 792-3793

US Post Office
2211 N. Robison Rd.
Texarkana, TX
(903) 223-3800

US Post Office
206 N. Monster Expy.
Fouke, AR
(870) 653-4144

US Post Office
2509 Richmond Rd.
Texarkana, TX
(903) 223-0327

US Post Office
303 Little River St.
Fulton, AR
(870) 896-2408

US Post Office
8185 Arkansas 196
Genoa, AR
(870) 774-6964

AREA UTILITIES

Miller County Water Authority
(903) 701-2111

Southwest Arkansas Electrical
(870) 772-2743

AT&T
(903) 793-2900

Texarkana Water Department
(903) 791-1030

TXU Energy
(903) 223-4253

Southwest Arkansas Phone
(870) 653-8222

Texarkana Utilities
(903) 798-3800

Verizon
(903) 831-2850

POLICE DEPARTMENTS

Bowie County, TX Sheriff
100 N. Stateline
Texarkana, TX
(903) 798-3149

Nash Police
119 Elm St.
Nash, TX
(903) 838-0822

Texas State Police
9000 IH 35 N.
Austin, TX 78753
(512) 997-4102

Miller County, AR Sheriff
2300 East St.
Texarkana, AR
(870) 774-3001

New Boston Police
108 N. Center St.
New Boston, TX
(903) 628-3771

Arkansas State Police
305 E. 6th St.
Texarkana, AR
(870) 773-2774

Texarkana Police
100 N. State Line Ave.
Texarkana, TX
(903) 798-3116



FIRE DEPARTMENTS

Fouke City Fire
106 E. Main St.
Fouke, AR
(870) 653-4532

Pleasant Hill Fire
10818 State Hwy. 237
Texarkana, AR
(870) 653-6788

Texarkana Fire
416 E. Third St.
Texarkana, AR
(870) 779-4956

Miller Co. Volunteer Fire
P.O. Box 16
Doddridge, AR
(870) 691-2680

Redwater Fire
FM 991 S.
Redwater, TX
(903) 671-2376

Wake Village Fire
1110 Technology Dr.
Wake Village, TX
(903) 838-8608

Nash City Fire
119 Elm St.
Nash, TX
(903) 832-7071

Texarkana Fire
3124 Texas Blvd.
Texarkana, TX
(903) 798-3994





HELP is ALWAYS within your grasp... with a simple phone call.

The Crisis Hotlines/Helplines are here for you 24 hours a day, 7 days a week, 365 days a year - ready to lend a helping hand.

<u>Cancer</u>	
Cancer Information Service	800-422-6237
<u>Children/Youth (Abduction, Abuse, Adoption, Runaway/Exploited, etc.)</u>	
Child Abuse National Hotline	800-25-ABUSE (252.2873)
Child Find of America Hotline - www.childfindofamerica.org	800-I-AM-LOST (426.5678)
CONFIDENTIAL Runaway Hotline	800-231-6946
Missing Children Network	800-235-3535
National Hotline for Missing & Exploited Children - www.missingkids.com	800-843-5678
ChildHelp USA - www.childhelp.org	800-4A-CHILD (422.4453) / 800-2A-CHILD (222.4453, TDD)
National Runaway Switchboard - www.1800runaway.org	800-RUNAWAY (786.2929)
National Youth Crisis Hotline	800-448-4663
New York Parent & Kin Connection Helpline - www.ocfs.state.ny.us	800-345-KIDS (345.5437)
Parent Abduction Hotline	800-292-9688
Parent Hotline - parenthotline.net	800-840-6537
Thursday's Child's National Youth Advocacy - www.thursdayschild.org	800-USA-KIDS (872.5437)
<u>Crisis Intervention / Suicide</u>	
Boys Town Suicide & Crisis Line - www.boystown.org	800-448-3000 / 800-448-1833 (TDD)
Covenant House Hotline - nineline.org or www.covenanthouse.org	800-999-9999
National Adolescent Suicide Hotline	800-621-4000
<u>Domestic Violence</u>	
National Domestic Violence Hotline - www.thehotline.org	800-799-SAFE (799.7233) / 800-787-3224 (TTY)
<u>Eating & Associated Disorders</u>	
National Association of Anorexia - www.anad.org	847-831-3438 (long distance)
National Mental Health Association - www.nmha.org	800-969-6642
<u>HIV/AIDS/STDs</u>	
National AIDS Hotline	800-342-AIDS (342.2437) / 800-243-7889 (TDD)
National AIDS Hotline in Spanish	800-344-SIDA (344.7432)
National HIV/STDs Hotline	800-227-8922
National Prevention Information Network (CDC) - www.CDCNAC.org	800-458-5231
<u>Poison Control</u>	
Poison Control (Any Kind of Substance)	800-662-9886
Poison Control - www.poison.org	800-222-1222
<u>Rape</u>	
Nationwide RAINN National Rape Crisis Hotline - www.rainn.org	800-656-HOPE (656.4673)
<u>Substance Abuse/Alcoholism</u>	
24/7 Drug Addiction Hotlines	866-675-4912
24/7 Drug & Alcohol Rehab Referral Service	800-521-7128
Alcohol Abuse & Crisis Intervention	800-234-0246
Alcohol & Drug Abuse Helpline & Treatment	800-234-0420
Alcohol Hotline Support & Information	800-331-2900
Al-Anon / Alateen - www.al-anon.alateen.org	800-352-9996
National Drug Info Treatment & Referral Hotline - www.samhsa.gov	800-662-HELP (662.4357)
National Cocaine Hotline - 800cocaine.com	800-COCAINE (262-2463)
The Alcohol & Drug Addiction Resource Center	800-390-4056



**EXCELLENT HEALTH CARE...
CLOSE TO HOME.**

Having good health overall is a major key to a long and healthy life. Finding ways to take care of your health can aid in recovery and help you feel better daily. Get routine check-ups and visit your doctor when you're not feeling well. Sometimes, it is hard to tell whether not feeling well is due to a side-effect of medicine, a symptom of a health disorder or any other different health problem. Talk to your doctor or other health care specialist for any other questions or information.

HOSPITALS



Christus St. Michael Health System
2600 St. Michael Dr.
Texarkana, TX
(903) 614-1000

Riverview Behavioral Health
701 Arkansas Blvd.
Texarkana, AR
(870) 772-5028

Elite Home Health
1305 Arkansas Blvd.
Texarkana, AR
(870) 774-5110

Wadley Regional Medical Center
1000 Pine St.
Texarkana, TX
(903) 798-8000

Texarkana Area Health Department
902 W. 12th St.
Texarkana, TX
(903) 792-8211

Gabbie Medical Center
401 East St.
Texarkana, TX
(903) 614-8337

Northeast Texas Surgical Center
1902 Moores Ln. # B
Texarkana, TX
(903) 792-2108

Dial 911 for Emergencies

CAT

"A Career For Innovative Minds"



Cosmetology Academy of Texarkana

Offering The Following Services To The Public*:

- Shampoo • Roller Set • Blow Dry & Curling Iron
- Conditioning • Hair Cut
- Color (Permanent Or Semi-Permanent)
- Rinse • Highlights • Perm • Spiral • Relaxer
- Keratin Treatment • Manicures • Pedicures
- Waxing • European Facials • Microdermabrasion
- Ultrasonic Facial • Chemical Peel
- Brow Tinting • Makeup Application
- Eyelash Extension • Body Wrap

**All Services Are Provided By Supervised Students.*

Our school offers the following programs.

- **Cosmetology Program: 1500 hours**
- **Esthetics Program: 750 hours**
- **Manicure Program: 600 hours**
- **Instructor Programs: 250 & 750 hours**



Owner: Peggy Smith
903-838-0340

Full Service Cosmetology School
We Do It All

4115 N. Kings Hwy., Ste.110
Texarkana, TX

Bring in ad for
10% DISCOUNT

WHERE LEARNING BEGINS

Education is a very vital tool that is used in the contemporary world to succeed. It is important because it is used to mitigate most of the challenges faced in life. The knowledge that is attained through education helps open doors to a lot of opportunities for better prospects in career growth. Getting a head start in education can help you succeed in many aspects of your life and help you grow to your full potential.

LOCAL SCHOOL DISTRICTS



Texarkana Independent School District
4241 Summerhill Rd.
Texarkana, TX
(903) 794-3651



Texarkana Arkansas School District
3435 Jefferson Ave.
Texarkana, AR
(870) 772-3371

When Registering Your Children For School, Please Remember To Bring:

- *Current Immunization Record & Birth Certificate*
- *Name & Address of Last School Attended*
- *Last Report Card & Any Scores Obtained From Standardized Tests*

AREA COLLEGES & UNIVERSITIES

Texas A&M
7101 University Ave.
Texarkana, TX
(903) 223-3000

Texarkana College
2500 N. Robison Rd.
Texarkana, TX
(903) 823-3456

U of A Community
College at Hope
2500 S. Main St.
Hope, AR
(870) 777-5722

University of Arkansas
3501 U of I Way
Texarkana, AR
(866) 963-5060



WANDER. EXPLORE. DISCOVER.

From the simple pleasures to a variety of other fun choices there is always something to entertain just about anyone in the Texarkana Area. The area offers many beautiful views and a variety of art, music & theater, as well as other endless possibilities such as shopping, relaxing and more. No matter what activities you favor, you're sure to find it here!



Ace of Clubs House
420 Pine St.
Texarkana, TX
(903) 793-4831

College Bowl
2424 College Dr.
Texarkana, AR
(903) 838-8551

Lindsey Railroad Museum
202 E. Broad St.
Texarkana, AR
(903) 748-1235

Arkansas Municipal Auditorium
Walnut & 4th St.
Texarkana, AR
(870) 779-4991

Discovery Place Children's Museum
215 Pine St.
Texarkana, AR
(903) 793-4831

Museum of Regional History
219 N. State Line Ave.
Texarkana, AR
(903) 793-4831

Artspark & Artwall
W. 4th & Main St.
Texarkana, TX

Four States Entertainment Center
3700 E. 50th St.
Texarkana, TX
(870) 773-2941

Perot Theater
221 Main St.
Texarkana, AR
(903) 792-4992

Church On The Rock
1601 Mall Dr.
Texarkana, AR
(903) 794-8589

Garrison-McLain House
600 Pecan St.
Texarkana, TX
(903) 733-1720

Patrick J. Ahern House
403 Laurel St.
Texarkana, AR
(903) 793-4831

Cinemark Texarkana 14
4230 Saint Michael Dr.
Texarkana, AR
(903) 831-6084

Holiday Bowl of Texarkana
3408 N. State Line Ave.
Texarkana, AR
(870) 772-8269

RV Art Gallery
500 W. 53rd St.
Texarkana, AR
(800) 467-5521

Coleman's Pool
2007 W. 7th St.
Texarkana, AR
(903) 794-1055

Ingram Swimming Pool
2625 Preston St.
Texarkana, AR
(870) 774-7478

Scott Joplin Mural
311 Main St.
Texarkana, TX

Spring Lake Park
4303 N. Park Rd.
Texarkana, TX
(903) 798-3978

Texarkana Museums System
219 N. State Line Ave.
Texarkana, TX
(903) 793-4831

Sunrise RV Park
8225 Camper Ln.
Texarkana, AR
(870) 772-0751

Texarkana Regional Arts Center
321 W 4th St.
Texarkana, TX
(903) 792-8681

Tex-Ark Antique Auto Museum
217 Laurel St.
Texarkana, AR
(870) 772-2886

Texarkana Symphony Orchestra
421 Hickory St.
Texarkana, AR
(870) 773-3401

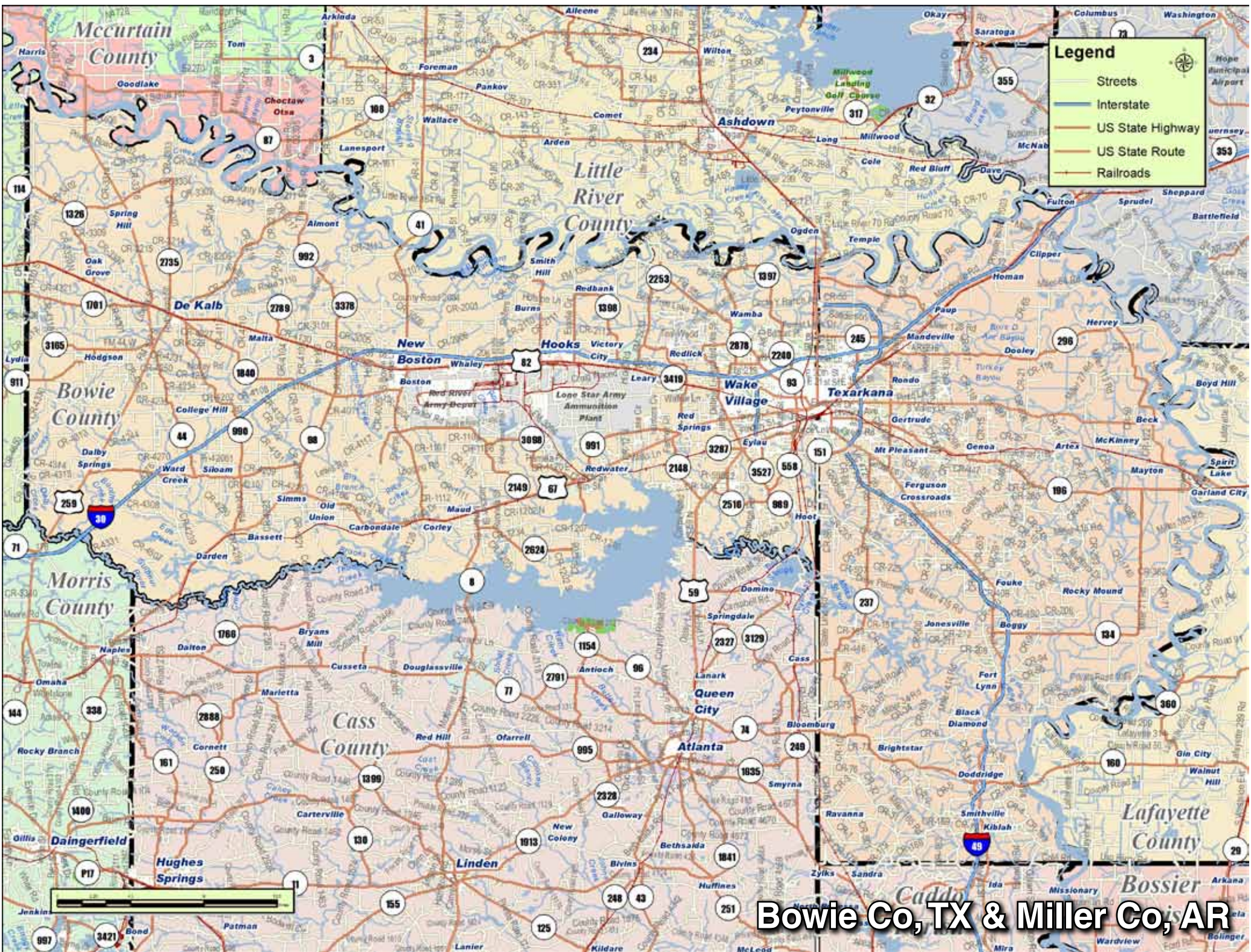
Texarkana Fun Park
8225 N. State Line Ave.
Texarkana, TX
(903) 793-8603

For more information and additional listings please visit:
www.visittexarkanausa.org

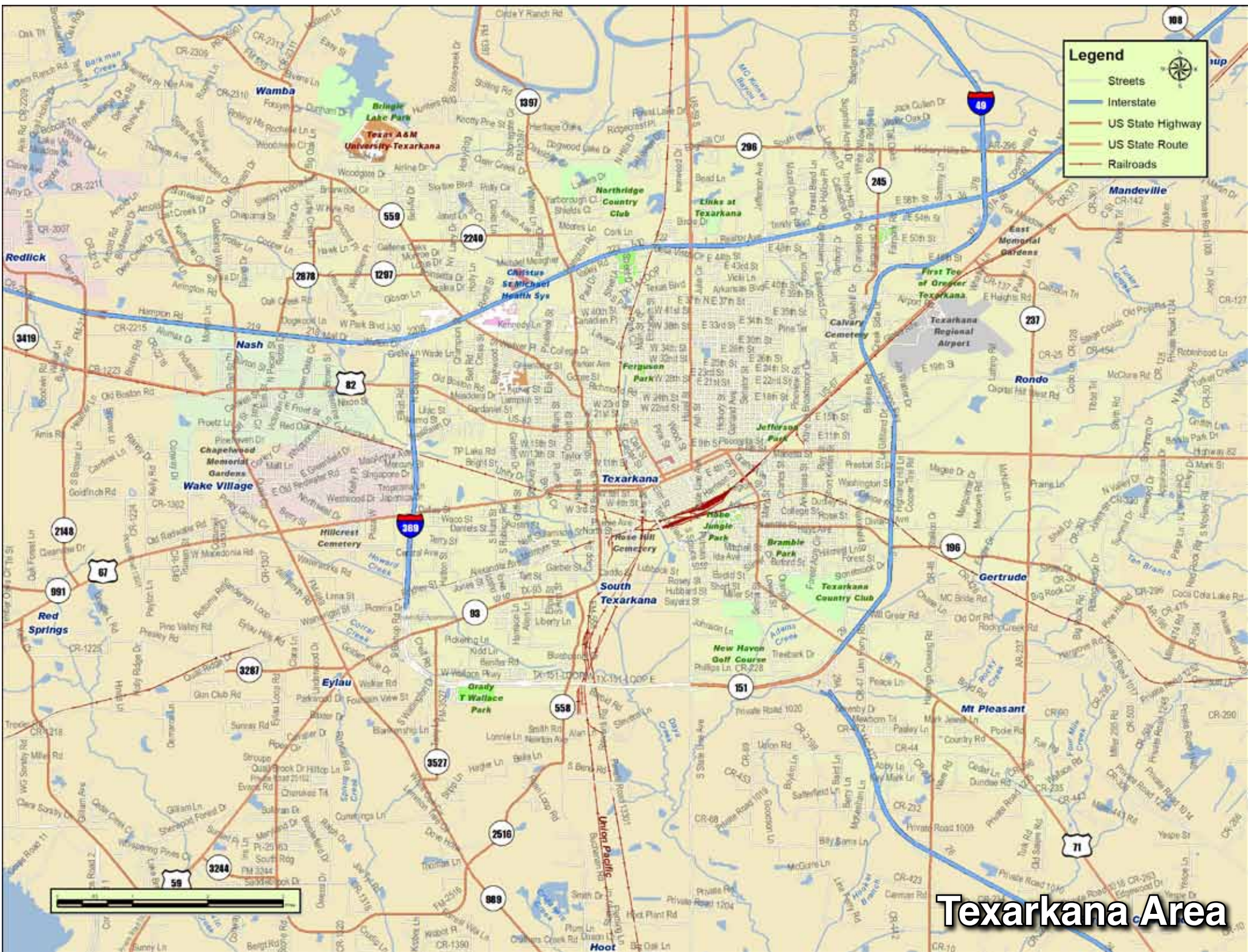
Texarkana Golf Ranch
7401 Scott Wright Rd.
Texarkana, TX
(903) 334-7401

Tekarkana KOA
500 W. 53rd St.
Texarkana, TX
(903) 792-5521





Bowie Co, TX & Miller Co, AR



Texarkana Area

HOME BUYING PROCEDURES

Buying a house requires a lot of time and effort, but these 10 steps can help make the home buying process manageable and help you make the best decisions possible.

Step 1: Start Your Research Early

As soon as you can, start reading web sites, newspapers, and magazines that have real estate listings. Make a note of particular homes you are interested in and see how long they stay on the market. Also, note any changes in asking prices. This will give you a sense of the housing trends in specific areas.

Step 2: Determine How Much House You Can Afford

Lenders generally recommend that people look for homes that cost no more than three to five times their annual household income if the home buyers plan to make a 20% down payment and have a moderate amount of other debt.

But you should make this determination based on your

own financial situation. Use an online affordability calculator to see how much house you can afford.

Step 3: Get Prequalified and Preapproved for Credit for Your Mortgage

Before you start looking for a home, you will need to know how much you can actually spend. The best way to do that is to get prequalified for a mortgage. To get prequalified, you just need to provide some financial information to your mortgage banker, such as your income and the amount of savings and investments you have. Your lender will review this information and tell you how much we can lend you. This will tell you the price range of the homes you should be looking at. Later, you can get preapproved for credit, which involves

providing your financial documents (W-2 statements, paycheck stubs, bank account statements, etc.) so your lender can verify your financial status and credit.

Step 4: Find the Right Real Estate Agent

Real estate agents are important partners when you're buying or selling a home. Real estate agents can provide you with helpful information on homes and neighborhoods that isn't easily accessible to the public. Their knowledge of the home buying process, negotiating skills, and familiarity with the area you want to live in can be extremely valuable. And best of all, it doesn't cost you anything to use an agent – they're compensated from the commission paid by the seller of the house.

Step 5: Shop for Your Home and Make an Offer

Start touring homes in your price range. It might be helpful to take notes on all the homes you visit. You will see a lot of houses! It can be hard to remember everything about them, so you might want to take pictures or video to help you remember each home.

Make sure to check out the little details of each house. For example:

- Test the plumbing by running the shower to see how strong the water pressure is and how long it takes to get hot water
- Try the electrical system by turning switches on and off
- Open and close the windows and doors to see if they work properly.

It's also important to evaluate the neighborhood and make a note of things such as:

- Are the other homes on the block well maintained?
- How much traffic does the street get?
- Is there enough street parking for your family and visitors?
- Is it conveniently located near places of interest to you: schools, shopping centers, restaurants, parks, and public transportation?

Take as much time as you need to find the right home. Then work with your real estate agent to negotiate a fair offer based on the value of comparable homes in the same neighborhood. Once you and the seller have reached agreement on a price, the house will go into escrow, which is the period of time it takes to complete all of the remaining steps in the home buying process.

Step 6: Get a Home Inspection

Typically, purchase offers are contingent on a home inspection

of the property to check for signs of structural damage or things that may need fixing. Your real estate agent usually will help you arrange to have this inspection conducted within a few days of your offer being accepted by the seller. This contingency protects you by giving you a chance to renegotiate your offer or withdraw it without penalty if the inspection reveals significant material damage.

Both you and the seller will receive a report on the home inspector's findings. You can then decide if you want to ask the seller to fix anything on the property before closing the sale. Before the sale closes, you will have a walk-through of the house, which gives you the chance to confirm that any agreed-upon repairs have been made.

Step 7: Work with a Mortgage Banker to Select Your Loan

Lenders have a wide range of competitively priced loan programs that new home buyers can look into.

Every home buyer has their own priorities when choosing a mortgage. Some are interested in keeping their monthly payments as low as possible. Others are interested in making sure that their monthly payments never increase. And still others pick a loan based on the knowledge they will be moving again in just a few years.

Step 8: Have the Home Appraised

Lenders will arrange for an appraiser to provide an independent estimate of the value of the house you are buying. The appraiser is a member of a third party

company and is not directly associated with the lender. The appraisal will let all the parties involved know that you are paying a fair price for the home.

Step 9: Coordinate the Paperwork

As you can imagine, there is a lot of paperwork involved in buying a house. Your lender will arrange for a title company to handle all of the paperwork and make sure that the seller is the rightful owner of the house you are buying.

Step 10: Close the Sale

At closing, you will sign all of the paperwork required to complete the purchase, including your loan documents. It typically takes a couple of days for your loan to be funded after the paperwork is returned to the lender. Once the check is delivered to the seller, you are ready to move into your new home!





Beech Street FBC
believe. belong. become.

Sunday Service Times:

Traditions Service - 8:15 a.m.
The Ten:45 Service - 10:45 a.m.
Wednesday
Adults & Children @ 6:00 p.m.
Students @ 7:00 p.m.



870-774-5165
601 Beech St. ▶ Texarkana, AR

10 MISTAKES HOME BUYERS MAKE

Home buyers almost always make a few mistakes when buying their first home. Perhaps they pay too much, choose the wrong type of mortgage or neglect to budget for needed home improvements. Working with a trustworthy, experienced lender can help prevent such mistakes. Consumers should also take responsibility for their budgets and choices. Before buying a home, you should look into developing a short- and long-term perspective on your purchase.

1. Choosing a real estate agent who is not committed to forming a strong business relationship with you.

Here's how to avoid it:

Making a connection with the right real estate agent is crucial. Choose a professional who is dedicated to serving your needs-before, during and after the sale.

2. Making an offer on a home without being pre-qualified.

Here's how to avoid it:

Pre-qualification will make your life easier-take the time to talk with bank or mortgage representatives. Their specific questions with regard to income, debt and other factors will help you determine the price range that you can afford. It is one of the most important steps on the path to home ownership.

3. Not knowing the total costs involved.

Here's how to avoid it:

Early in the buying process, ask your real estate agent or mortgage representative for an estimate of closing costs. Title insurance and lawyer fees should be considered. Pre-pay responsibilities such as homeowner's association fees and insurance must also be taken into account. Remember to examine your settlement statement prior to closing.

4. Limiting your search to open houses, ads or the Internet.

Here's how to avoid it:

Many homes listed in magazines or on the Internet have already been sold. Your best course of action is to contact a real estate agent. They have up-to-date information that is unavailable to the general public, and they are the best resource to help you find the home you want.

5. Thinking that there is only one perfect home out there.

Here's how to avoid it:

Buying a home is a process of elimination, not selection. New properties arrive on the market daily, so be open to all possibilities. Ask your real estate agent for a comparative market analysis. This compares similar homes that have recently sold or are still for sale.

6. Not considering long-term needs.

Here's how to avoid it:

It is important to think ahead. Will your home suit your needs 3-5 years from now? How about 5-10 years?

7. Not following through on due diligence.

Here's how to avoid it:

Make a list of any concerns you have relating to issues such as crime rates, schools, power lines, neighbors, environmental

conditions, etc. Ask the important questions before you make an offer on a home. Be diligent so that you can have confidence in your purchase.

8. Not having a home inspection.

Here's how to avoid it:

Trying to save money today can end up costing you tomorrow. A qualified home inspector will detect issues that many buyers can overlook.

9. Not examining insurance issues.

Here's how to avoid it:

Purchase adequate insurance. Advice from an insurance agent can provide you with answers to any concerns you may have.

10. Not purchasing a home protection plan.

Here's how to avoid it:

This is essentially a mini insurance policy that usually lasts one year from the date of sale. It usually covers basic repairs you may encounter and can be purchased for a nominal fee. Talk to your agent to help you find the protection plan you need.



Skyler's Frame Shop & Art Gallery

Formerly known as Stanhope's

Art — Frames — Stationery

Mon. - Fri. 10 am - 5 pm • Closed Weekends



appointments available on weekends by calling 903-278-5968

Same Location - Same Great Service & Same Great Craftsmanship

1302 N. Stateline Ave. • Texarkana, AR 71854

Ph: (870) 774-5352 • Fax: (870) 773-5519

www.skylersframeshop.com



HOW MUCH HOUSE CAN YOU AFFORD?



How much you can afford is determined by a relatively simple formula. Lenders generally figure that no more than 28 percent of your income should be for total housing costs. In addition, they require that your total monthly debt be less than 36 percent of your income. (Note: These are general numbers. Other loan programs may allow higher percentages.)

For example, if you make \$48,000 a year, divided by 12 months, your monthly income is \$4,000. (Remember, that's \$48,000 in gross pay, before federal and state taxes are removed.) Twenty-eight percent of \$4,000 is \$1,120. That is the most you can make in a monthly mortgage, taxes, and insurance payments.

Generally, to qualify, the self-employed buyer must have been self-employed in the same line of work for at least 24 months before applying for a loan. Lenders use your net income, the figure at the bottom of schedule C of your federal income tax form, to decide how large a mortgage you can carry. But they don't look at what you earn now or what you made last year. Rather lenders figure the monthly average of your income over the past 24 months. Also, overtime pay & bonuses sometimes may not be figured into your average income.

Don't forget that points, closing costs & other out-of-the-pocket expenses probably will come out to about one percent of the mortgage amount.

HOLLAND CONSTRUCTION

FOR ALL YOUR CONSTRUCTION NEEDS

OVER 30 YEARS EXPERIENCE
Log Homes

Metal Roofs - Decks
Privacy Fences - Tile
Drywall & More!

**CALL RONALD:
903-824-0388**

Atlanta's Best



801 Loop 59 North
Atlanta, Texas 75551

903-796-7121

www.travelinnandsuites.net



- Cable TV
- Free Local Calls
- Free Wireless Internet
- Commercial & Extended Stays
- Coffee Makers
- Microwaves
- Fridges
- Fax/Copy Services
- Coin Laundry
- Outdoor Pool
- Children Under 16 Stay Free
- Restaurant, Shopping & Lake Nearby



Walnut Church of Christ

Service Times

Sunday: 9:00 am - Bible Classes

10:00 am - Worship Service

6:00 pm - Evening Service


Wednesday: 7:00 pm - Bible Classes

www.walnutchurchofchrist.org

903-223-0388

2720 Moores Ln.
Texarkana, TX 75503

Standing Firm
ON GOD'S WORD



SECRETS TO SELLING YOUR HOME

Selling a home often requires months of hard work and dedication. However, while it takes a lot to get to that point, there is still more to do on the horizon. Simply put, the house needs to be sold to make a profit. While extremely rewarding, the fact remains that a transaction must occur. To make sure all of your hard work does not go to waste, here are ten of the best-kept secrets for selling a home:



Selling Secret #1: The first impression is the only impression.

No matter how good the interior of your home looks, buyers have already judged your home before they walk through the door. You never have a second chance to make a first impression. It's important to make people feel warm, welcome and safe as they approach the house. Spruce up your home's exterior with inexpensive shrubs and brightly colored flowers. You can typically get a 100-percent return on the money you put

into your home's curb appeal. Entryways are also important. You use it as a utility space for your coat and keys. But, when you're selling, make it welcoming by putting in a small bench, a vase of fresh-cut flowers or even some cookies.

Selling Secret #2: Always be ready to show.

Your house needs to be "show-ready" at all times – you never know when your buyer is going to walk through the door. You have to be available whenever they want to come see the place and it has to be in

tip-top shape. Don't leave dishes in the sink, keep the dishwasher cleaned out, the bathrooms sparkling and make sure there are no dust bunnies in the corners. It's a little inconvenient, but it will get your house sold.

Selling Secret #3: The kitchen comes first.

You're not actually selling your house, you're selling your kitchen – that's how important it is. The benefits of remodeling your kitchen are endless, and the best part of it is that you'll probably get 85% of your

money back. It may be a few thousand dollars to replace countertops where a buyer may knock \$10,000 off the asking price if your kitchen looks dated. The fastest, most inexpensive kitchen updates include painting and new cabinet hardware. Use a neutral-color paint so you can present buyers with a blank canvas where they can start envisioning their own style. If you have a little money to spend, buy one fancy stainless steel appliance. Why one? Because when people see one high-end appliance they think all the rest are expensive too and it updates the kitchen.

Selling Secret #4: Take the home out of your house.

One of the most important things to do when selling your house is to de-personalize it. The more personal stuff in your house, the less potential buyers can imagine themselves living there. Get rid of a third of your stuff – put it in storage. This includes family photos, memorabilia collections and personal keepsakes. Consider hiring a home stager to maximize the full potential of your home. Staging simply means arranging your furniture to best showcase the floor plan and maximize the use of space.

Selling Secret #5: Don't over-upgrade.

Quick fixes before selling always pay off. Mammoth makeovers, not so much. You probably won't get your money back if you do a huge improvement project before you put your house on the market. Instead, do updates that will

pay off and get you top dollar. Get a new fresh coat of paint on the walls. Clean the curtains or go buy some inexpensive new ones. Replace door handles, cabinet hardware, make sure closet doors are on track, fix leaky faucets and clean the grout.

Selling Secret #6: Conceal the critters.

You might think a cuddly dog would warm the hearts of potential buyers, but you'd be wrong. Not everybody is a dog- or cat-lover. Buyers don't want to walk in your home and see a bowl full of dog food, smell the kitty litter box or have tufts of pet hair stuck to their clothes. It will give buyers the impression that your house is not clean. If you're planning an open house, send the critters to a pet hotel for the day.

Selling Secret #7: Play the agent field.

A secret sale killer is hiring the wrong broker. Make sure you have a broker who is totally informed. They must constantly monitor the multiple listing service (MLS), know what properties are going on the market and know the comps in your neighborhood. Find a broker who embraces technology – a tech-savvy one has many tools to get your house sold.

Selling Secret #8: Light it up!

Maximize the light in your home. After location, good light is the one thing that every buyer cites that they want in a home. Take down the drapes, clean the windows, change the lampshades, increase the

wattage of your light bulbs and cut the bushes outside to let in sunshine. Do what you have to do to make your house bright and cheery – it will make it more sellable.

Selling Secret #9: Half-empty closets.

Storage is something every buyer is looking for and can never have enough of. Take half the stuff out of your closets then neatly organize what's left in there. Buyers will snoop, so be sure to keep all your closets and cabinets clean and tidy.

Selling Secret #10: Pricing it right.

Find out what your home is worth, then shave 15 to 20 percent off the price. You'll be stampeded by buyers with multiple bids — even in the worst markets — and they'll bid up the price over what it's worth. It takes real courage and most sellers just don't want to risk it, but it's the single best strategy to sell a home in today's market.



PACKING TIPS & STRATEGIES



Who can't use some moving tips when they're packing up their whole life for a new home? If you're among thousands of people who have picked up and moved their family to a new home or a new community, you have fresh memories of some of the ups and downs or thrills or frustrations of moving.

Make a List

Write everything down! You'll thank yourself later. Before you pack even one box, create a simple record keeping system.

Packing Central

This is where you'll find your labels, marking pens, box tape, and other supplies. When describing the box contents, be specific.

Have Plenty of Supplies

You'll need LOTS of boxes—probably more boxes than you think, and having enough boxes will make your life easier! (If you buy your boxes from a moving company, you can always return unused boxes for a refund.) You'll also need strong plastic packing tape to close up the boxes securely. Use unprinted newsprint (newspaper can stain your items) or packing paper or bubble wrap to wrap and cushion household good.

Utilize Wardrobe Boxes

These tall boxes are perfect for bulky, lightweight items such as comforters, pillows, and blankets, as well as clothes that need to remain hanging. Measure the clothes in your closets (including coat closets) to see how many wardrobe boxes you'll need. However don't make the boxes too heavy to lift.

Color Coordinate

Designate a color for each room in the new home, such as yellow for kitchen, orange for the dining room, etc. Apply colored stickers on the box near the box number. In your new home put a matching sticker on the door to each room and you'll know exactly where everything should go.

Keep Things Together

Insist on keeping things together when you or the movers are packing boxes. Keep bookends with books, light bulbs with lamps, and extension cords with appliances. Small, loose parts can be attached to the item they belong to with tape or placed in small envelopes. Keep larger corresponding items (such as a cable TV cord) in resealable bags, and tape these to the underside or back of the item. As a backup, have a "Parts Box" open on the kitchen counter. Keep this box with you, or mark it well so it can be easily located on move-in day.

Pack Ahead

Anything you can pack ahead will save you time on moving day. If it's summer, get your winter clothes out of the way. Box up your shampoo and extra toothpaste and live out of a travel cosmetic case for the last week or two. Pare down cooking utensils and food

supplies to bare essentials. Wastebaskets can also be packed (put things in them!) while you switch to using plastic grocery bags (hang them on a cabinet door or door handle to collect trash.)

Consolidate Cleaning Supplies

If you must clean your old place after moving out, put together a kit of basic cleaning supplies and rags. Clean anything possible ahead of time (the inside of kitchen cupboards, the oven, windows, etc.), and if possible, vacuum each room as movers empty it.

Safeguard Valued Items

It's a good idea to keep valuable possessions, such as silverware, collections, or antiques, with you. Check your homeowner's insurance to see how you are covered during the move, and if you need additional insurance from the mover. Also, find out what paperwork you might need to file a claim in case of loss and of course, keep all important papers with you! These papers might include birth certificates, school records, mover estimates, new job contacts, utility company numbers, recent bank records, current bills, phone lists, closing papers, realtor info, maps, and more.

MOVING CHECKLIST

Thinking of moving, but are overwhelmed by the thought of clearing out your home and putting it on the market? You are not alone! Did you know moving is the 2nd most stressful event in someone's life? Add 30 years of family memories and loads of accumulated "stuff" and the monumental task becomes unbearable. You can break down the moving process, putting your moving anxieties to rest. A checklist can be the first step to take in creating a roadmap to a simpler home and lifestyle.

Moving Out

Moving Preparations

- Buy boxes
- Schedule movers
- Arrange transportation needs for the move
- Reserve storage unit
- Acquire school transcript for children

Utilities to cancel/transfer

- | | |
|------------------------------------------|------------------------------------------|
| <input type="checkbox"/> Telephone* | <input type="checkbox"/> Gas & electric* |
| <input type="checkbox"/> Water | <input type="checkbox"/> Cable/internet* |
| <input type="checkbox"/> Garbage removal | *check for refunds |

Address changes

- Forward new address to post office
- Notify work contacts/human resources
- Update bank account/investment information
- Modify credit card account data
- Change delivery for publications/newspapers

Medical services updates

- | | |
|-------------------------------------------------|-----------------------------------------------|
| <input type="checkbox"/> Medical records | <input type="checkbox"/> Dental records |
| <input type="checkbox"/> Prescription transfers | <input type="checkbox"/> Veterinarian records |

Closer to moving day

- Defrost refrigerator
- Hand-carry jewelry and valuables
- Withdraw travel cash or prepare checks
- Leave keys/garage door openers

Notes:

Moving In

Address change

- Arrange for post office to hold mail for new address until move-in date

Utilities to activate

- New telephone number
- Water
- Garbage removal
- Gas & electric
- Cable/internet

Government licenses/services

- Change address on driver's license
- Register children in new school

If moving to a different state:

- Apply for new driver's license
- Register car
- Register to vote (and find new polling place)


Medical services updates

- Find new doctor
- Find new pharmacy
- Find new dentist
- Find new veterinarian

HOME FINDER NOTEPAD

Looking for the right home takes a fair amount of work, this page is here to help you weigh out your top options.

	House #1	House #2	House #3
Address			
Year Built			
Price			
Yearly Insurance			
Monthly Payment			
Avg. Utility Payment			
Square Footage			
Lot Size			
Style of House			
# of Bedrooms			
# of Baths			
Garage / Carport			
Neighborhood Quality			
Closet Space			
Heating & A/C			
Separate Dining Room			
Kitchen Space			
Refrigerator			
Stove			
Garbage Disposal			
Dishwasher			
Washer / Dryer			
Laundry Area			
Attic			
Condition of Windows			
Insulation			
Electrical Wiring & Age			
Deck, Patio & Fence			
Type of Siding			
Exterior Condition			



Put Your Advertising Dollars To The Best Use...

Your One Stop Print Shop For All Your Printing Needs!

- Resource Guides •
- Business Cards •
- Flyers/Posters •
- Folding Pamphlets •
- Calendars •
- School/Sports Programs •



To speak to a representative or to order guides, please call

1-800-893-9309



www.skylinepub.net





Vacation Pools, LLC

**Specializing in In-Ground
Vinyl Liner Pools**

**3106 Buchanan Loop Road
Texarkana, TX 75501
Phone: (903) 793-8369**