Midland

County - Texas

FREE
TAKE ONE!
Advertise With Us:
www.skylinepub.net

2018 Resource & Relocation Guide

Platinum
COLLISION CENTER
(432) 686-0317

- Minor and major accident repair
- Total vehicle repaint
- Frame repair
- Paintless dent repair
- Wheel alignment
- After market accessories
- Professional details

1505 SOUTH MIDKIFF
MIDLAND, TX 79701

Pat Gray
COLLISION CENTER

432-687-5373

3221 W INDUSTRIAL AVE
MIDLAND, TX 79701

Realty Momentum®

Sandra Blank, Agent
3115 W. Michigan St.
Midland, TX 79701
432-889-3227

www.realtymomentum.com

Versatile. Strong. Built to Last.

FULL LINE OF BUILDINGS

- Open Carports
- Partial Carports
- Garages
- Warehouses
- Barns
- RV Covers
- And more....

Complete Service....

We manufacture every building with pride,
using the best materials in the market.
When you choose American Steel Carports, Inc.,
you are choosing the best. Our steel structures
are engineer certified and will pass the test.
Strength, durability, quality, and honesty are
what makes American Steel Carports, Inc. your best choice.

866-730-9865

457 N Broadway St., Joshua, Texas 76058
www.americansteelinc.com

facebook

Table of Contents

4-5 Newcomer Information
6 Help Hotlines
7 Health & Hospitals
8 Local Education
11 Things To Do
13 County History
14-15 Midland County Map
16-17 Midland City Map
18 Home Buyer Information
21 Buyer Mistakes
23 How Much Can You Afford
25 Tips to Selling Your Home
26 Packing Tips
27 Moving Checklist
28 Homefinder Notepad

Skyline Publishing
Project Coordinator: Dustin Doerr
Ad Designer: Teri Burkitt
Book Designer: Asha Bohannon

Blanca Salgado
432-238-0177
heartandsold@ymail.com
507 N. Tradewind • Midland, TX 79706

THE Sales TEAM REALTORS®

Newcomer Information

Post Offices

US Post Office
10000 TX-40 Loop
Midland, TX
(432) 560-5105

US Post Office
612 Veterans Airpark Ln.
Midland, TX
(432) 687-5961

US Post Office
200 N. Texas Ave.
Odessa, TX
(432) 332-6436

US Post Office
3304 W. Wadley Ave.
Midland, TX
(432) 560-5105

US Post Office
4551 E. 52nd St.
Odessa, TX
(432) 362-3598

Courthouse

Midland County Courthouse
500 N. Loraine St. #1100
Midland, TX 79701
(432) 688-4401

Utilities

Midland County Water Department
(432) 685-7320

Odessa Utilities
(432) 335-4625

CAP Rock Energy Corporation
(432) 683-5422

Excel Energy
(432) 697-7522

TXU Energy
800-818-6132

AT&T
(432) 699-1224

Grande Communications
(432) 262-4600

Suddenlink
(432) 694-7721

Midland County Sheriff - 400 S. Main St.
Midland, TX - (432) 688-4600

Police

Midland Police
601 N. Loraine
Midland, TX
(432) 685-7108

Odessa Police
205 N. Grant Ave.
Odessa, TX
(432) 333-3641

Fire

Midland Fire
1500 W. Wall St.
Midland, TX
(432) 685-7332

Northeast Midland Fire
3810 N. County Rd. 1130
Midland, TX
(432) 686-9383

Odessa Fire
1100 W. 2nd St.
Odessa, TX
(432) 257-0502

HELP is ALWAYS within your grasp . . . with a simple phone call.

The Crisis Hotlines/Helplines are here for you 24 hours a day, 7 days a week, 365 days a year - ready to lend a helping hand.

Cancer

Cancer Information Service 800-422-6237

Children/Youth (Abduction, Abuse, Adoption, Runaway/Exploited, etc.)

Child Abuse National Hotline 800-25-ABUSE (252.2873)
Child Find of America Hotline - *www.childfindofamerica.org* 800-I-AM-LOST (426.5678)
CONFIDENTIAL Runaway Hotline 800-231-6946
Missing Children Network 800-235-3535
National Hotline for Missing & Exploited Children - *www.missingkids.com* 800-843-5678
ChildHelp USA - *www.childhelp.org* ..... 800-4A-CHILD (422.4453) / 800-2A-CHILD (222.4453, TDD)
National Runaway Switchboard - *www.1800runaway.org* 800-RUNAWAY (786.2929)
National Youth Crisis Hotline 800-448-4663
New York Parent & Kin Connection Helpline - *www.ocfs.state.ny.us* 800-345-KIDS (345.5437)
Parent Abduction Hotline 800-292-9688
Parent Hotline - *parenthotline.net* 800-840-6537
Thursday's Child's National Youth Advocacy - *www.thursdayschild.org* 800-USA-KIDS (872.5437)

Crisis Intervention / Suicide

Boys Town Suicide & Crisis Line - *www.boystown.org* ..... 800-448-3000 / 800-448-1833 (TDD)
Covenant House Hotline - *nineline.org* or *www.covenanthouse.org* 800-999-9999
National Adolescent Suicide Hotline 800-621-4000

Domestic Violence

National Domestic Violence Hotline - *www.thehotline.org* ..... 800-799-SAFE (799.7233) / 800-787-3224 (TTY)

Eating & Associated Disorders

National Association of Anorexia - *www.anad.org* ..... 847-831-3438 (long distance)
National Mental Health Association - *www.nmha.org* 800-969-6642

HIV/AIDS/STDs

National AIDS Hotline ..... 800-342-AIDS (342.2437) / 800-243-7889 (TDD)
National AIDS Hotline in Spanish 800-344-SIDA (344.7432)
National HIV/STDs Hotline 800-227-8922
National Prevention Information Network (CDC) - *www.CDCNAC.org* 800-458-5231

Poison Control

Poison Control (Any Kind of Substance) 800-662-9886
Poison Control - *www.poison.org* 800-222-1222

Rape

Nationwide RAINN National Rape Crisis Hotline - *www.rainn.org* 800-656-HOPE (656.4673)

Substance Abuse/Alcoholism

24/7 Drug Addiction Hotlines 866-675-4912
24/7 Drug & Alcohol Rehab Referral Service 800-521-7128
Alcohol Abuse & Crisis Intervention 800-234-0246
Alcohol & Drug Abuse Helpline & Treatment 800-234-0420
Alcohol Hotline Support & Information 800-331-2900
Al-Anon / Alateen - *www.al-anon.alateen.org* 800-352-9996
National Drug Info Treatment & Referral Hotline - *www.samhsa.gov* 800-662-HELP (662.4357)
National Cocaine Hotline - *800cocaine.com* 800-COCAINE (262-2463)
The Alcohol & Drug Addiction Resource Center 800-390-4056

Health & Hospitals

Midland County Health Department
3303 W. Illinois Ave. #22
Midland, TX
(432) 681-7613

Texas State Health Department
2301 N. Big Spring St.
Midland, TX
(432) 683-9492

Dial 911 for Emergencies

MCH Medical Center
500 W. 4th St.
Odessa, TX
(432) 640-4000

Odessa Regional Medical Center
520 E. 6th St.
Odessa, TX
(432) 582-8000

Midland Memorial Hospital
400 Rosalind Redfern Grover Pkwy.
Midland, TX
(432) 221-1111

Odessa Regional Medical Center South Campus
900 E. 4th St.
Odessa, TX
(432) 362-9900

Local School Districts

Greenwood Independent School District
2700 Fm 1379
Midland, TX
(432) 685-7800

Midland Independent School District
615 West Missouri Ave
Midland, TX
(432) 689-1000

When Registering Your Children For School, Please Remember To Bring:
• Current Immunization Record & Birth Certificate • Name & Address Of Last School Attended
• Last Report Card & Any Scores Obtained From Standardized Tests

Colleges & Universities

Cogdell Learning Center
201 W. Florida Ave.
Midland, TX
(432) 684-4100

Midland College
3600 N. Garfield St.
Midland, TX
(432) 685-4500

University of Texas Core Research
5310 E. Highway 80
Midland, TX
(432) 686-9902

THE GEORGE W. BUSH Childhood Home A PRESIDENTIAL SITE

THE GEORGE W. BUSH CHILDHOOD HOME
Celebrating the lives of two presidents, two governors, and two first ladies.

THE CHILDHOOD WORLD OF OUR 43RD PRESIDENT, GEORGE W. BUSH, & HIS REMARKABLE FAMILY

Museum Hours
Tues–Sat 10 AM – 5 PM, Sun 2–5 PM
Closed Mondays, Thanksgiving,
Christmas, New Years Day & Easter
(Tours Given Until 4:30pm)

1412 West Ohio Avenue
Midland, Texas 79701
(432) 685-1112
www.bushchildhoodhome.org

SOUTHWEST GREENS
OF WEST TEXAS

Midland,Texas
Office: 432-689-4158
Cell: 432-661-0233

WWW.WESTTEXASPUTTINGGREENS.COM



RAMIREZ
OVERHEAD DOOR

Sales | Service | Installation

COMMERCIAL & RESIDENTIAL GARAGE
• Doors & Operators • Door Sections
• Roll Ups • Springs • Parts

432-570-0227 Office
432-553-3968 Cell
5613 SCR 1200 - Midland, TX

C.H.I. OVERHEAD DOORS
www.chiohd.com

CHAMBERLAIN LiftMaster PROFESSIONAL
www.liftmaster.com



Experience Midland County

Things to do

A Permian Basin Petroleum Museum
1500 W. IH 20
Midland, TX
(432) 683-4403

Allen's Fun Center
418 N. Midland Dr.
Midland, TX
(432) 689-7745

American Airpower Heritage Museum
9600 Wright Dr.
Midland, TX
(432) 563-1000

AMF Midland Park Lanes
5320 W. Loop 250 N.
Midland, TX
(432) 689-9725

Beal Park
5200 W. Wall St.
Midland, TX
(432) 685-7355

Big Sky Drive-In Theatre
6200 W. Highway 80
Midland, TX
(432) 617-3001

Cactus Lanes
3920 W. Wall St.
Midland, TX
(432) 520-7208

Doug Russell Pool
900 N. Midland Dr.
Midland, TX
(432) 694-6521

George Bush Childhood Home Museum
1412 W. Ohio Ave.
Midland, TX
(432) 685-1112

Gold Rush Arcade
4309 W. Illinois Ave.
Midland, TX
(432) 689-3115

Green Acres Miniature Golf
905 N. County Rd. 1160
Midland, TX
(432) 684-8988

Hollywood Tall City 14
4915 W. Loop 250 N.
Midland, TX
(800) 326-3264

Marian Blakemore Planetarium
1705 W. Missouri Ave.
Midland, TX
(432) 683-2882

Midland Park Mall
4511 N. Midkiff Rd.
Midland, TX
(432) 522-5225

Midessa Oilpatch RV Park
4220 S. County Road 1290
Odessa, TX
(432) 563-2368

Midland Community Center
2300 Butternut Ln.
Midland, TX
(432) 685-7376

Midland County Horseshoe Arena
2514 Arena Trl.
Midland, TX
(432) 682-1300

Midland Rockhounds Baseball
5514 Champions Dr.
Midland, TX
(432) 520-2255

Midland RV Campground
2134 S. Midland Dr.
Midland, TX
(432) 697-0801

Museum of the Southwest
1705 W. Missouri Ave.
Midland, TX
(432) 683-2882

Nueva Vista Grill
6101 W. Wadley Ave.
Midland, TX
(432) 522-7455

Sibley Nature Center Nature Preserve
1307 E. Wadley Ave.
Midland, TX
(432) 684-6827

Yucca Theatre
208 N. Colorado St.
Midland, TX
(432) 682-4111

.....and so much more!

EMET HATORAH

Equipping Believers through teaching the fundamental principles of discipleship from a biblically Hebraic perspective.

Sat. 11 am | Wed. 7 pm
& High Holy Days

EMET HATORAH
Come & Learn Our Hebraic Roots Of Faith
ALL Are Welcome!
www.emethatorahodessa.com
3319 N. Golder • Odessa, TX
432-557-1591

Mike's Handyman Service

Clean up and Haul Off Anything
House to Warehouse
Backyard to Pipe yard
Call Mike
(432) 978-3237

1001 Overton Ave
Odessa, Texas

Midland County History

Ranching began in the area after Herman Garrett shipped sheep from California to El Paso on the Southern Pacific Railroad. Garrett drove 300 sheep across the Pecos River, at the present site of the town of Midland, before moving on to Mustang Draw and settling in as the county's first permanent settler. Promotions by the Texas and Pacific Railway, which built into the area in 1881, brought other sheepmen to what is now Midland County. Nelson Morris, a Chicago meatpacker who bought 200,000 acres from the state for his Black Angus ranch, was the first to fence county land. Cattle were introduced after ranchers discovered that abundant water could be obtained from wells. In 1885, when 300 people were living in the area, the Texas state legislature established Midland County from lands previously assigned to Tom Green County, and the county was organized later that same year. The town of Midland, originally named Midway to suggest its place on the Fort Worth-El Paso rail line, became county seat. The Staked Plains, the county's first newspaper, began publication in 1885, and another paper, the Midland Gazette, was in circulation by 1889; the county's first school house was built the next year. By 1890 twenty-nine ranches had been established in the county, and the agricultural census reported 14,867 cattle and 13,364 sheep in the area. No crops were reported in the county that year, though some early settlers did grow limited amounts of corn and grain, sometimes using irrigation. The United States Census counted 1,033 people living in Midland County in 1890. The area had good soils but only sparse rainfall, and in 1891, the United States Department of Agriculture conducted a rain-making experiment in the county; watermelons and pumpkins were planted in another experiment. Further settlement in the area was encouraged when the Texas legislature passed the Four-Section Act of 1895; this law enabled stockmen to buy four sections for each family member at favorable terms, and provided opportunities for leasing range lands for a modest price. By 1900, there were seventy-three ranches in Midland County, and cattle dominated the local economy.

Andrews County
Martin County
Ector County
Midland County
Glasscock County
Upton County
Legend
Streets
Interstate
US State Highway
US State Route
Railroads
Midland
Midland Country Club
Hogan Park Golf Course
Santa Rita Park
Midland Park Mall
Midland College
Essex Park
Rusk Park
Fasken Park
Lancaster Park
Midland Memorial Hospital
Taylor Park
Henderson Park
Beal Park
Midland Int'l Airport
Bounce
Pegasus
Warfield
University of Texas-Permian Basin
Odessa Country Club
Odessa
Greenwood
Spraberry
Midland County

Legend
Streets
Interstate
US State Highway
US State Route
Railroads
Midland
Midland Country Club
Green Tree Country Club
Santa Rita Park
Resthaven Memorial Park
Hogan Park Golf Course
Hogan Park
Ranchland Hills Golf Club
Butler Sports Complex
Midland Park Mall
Kiwanis Park
Midland College
Windlands Park
Sidwell Park
Ratliff Park
Martin Luther King Park
Sparks Park
Trinity Park
CJ Kelly Park
Essex Park
Rusk Park
Orafa Park
Fasken Park
Fairview Cemetary
Wadley Barron Park
Lloyd Park
Hill Park
Hidalgo Park
Orchard Park
Unity Park
Nueva Vista Golf Club
Pioneer Park
Cowden Park
Midland Memorial Hospital
Crier Park
Haley Park
Elkin Park
Washington Park
Doug Russell Pool Park
Lancaster Park
Scharbauer Sports Complex
House Park
Garrett Brown Park
Ulmer Park
Taylor Park
Halff Park
Dunagan Park
Henderson Park
Beal Park
Bounce
Midland Int'l Airport
Midland Draw
868
1369
191
158
662
349
715
307
20
1213

HOME PURCHASING PROCEDURE

General Overview of Steps Involved With Buying Your New Home

START

DECIDE TO BUY A HOME
Make sure you are ready both financially & emotionally.

GET PRE-APPROVED
Work with a loan professional. Submit application & documents for review. Determine how much you can afford.

Go to mprhomes.com to get a list of documents needed for loan application.

MEET WITH REAL ESTATE AGENT
Define what type of home you're looking for (style, price, neighborhood).

SUBMIT THE OFFER
Work with your agent to put together the offer package (purchase contract, copy of initial deposit, loan approval)

YOU'VE FOUND THE HOUSE
Work with your real estate agent to make an offer. Review the comps. Put in price & terms you're comfortable with.

NEGOTIATE
It may take a few rounds to get an offer accepted. Be patient. Don't over pay.

LOOK AT PROPERTIES
Take notes. Which properties meet most of your wishes/needs. Be open.

GET TRANSACTION CALENDER
Your agent will provide a calender of important dates. Keep track of contigency deadlines!

SUBMIT LOAN TO LENDER
Your loan agent will submit complete loan package to lender. Also order the appraisal.

OFFER ACCEPTED
Set up escrow. Get initial deposit to them.

CONDUCT INSPECTIONS
Perform all inspections (general home, pest, etc). This is the time to find out everything you can about the home.

REMOVE CONTINGENCIES
Time to remove all contract contingencies. Make sure you understand ramifications. Make final deposit.

REVIEW WITH LENDER
Make sure the appraisal is ok. Make sure loan is ok. See final approval and review final conditions.

ORDER LOAN DOCUMENTS
Lender prepares and sends loan documents to escrow.

REVIEW INSPECTIONS & APPRAISAL
If there are any issues, this is time to possibly re-negotiate with seller.

CLOSING
The title company will send signed loan documents to lender. Lender wires money to title company.

CONGRATULATIONS!
Once the recording is final, the house is yours!

SIGN LOAN DOCUMENTS
Sign loan documents at title/escrow company. Bring in balance of your down payment.

Stability Fencing & Welding

405 S Madison St,
Midland, TX 79701

(432) 978-9990

A 1 Glass & Mirror

1308 S Midkiff Rd. #308
Midland, TX 79701
Phone: (432) 631-1815

JL Amaya Construction

Driveways
Sidewalks - New Slabs
House or Garage Additions

For All Your Concrete Needs!

Call Danny 432-892-0702

10 Common Mistakes Home Buyers Make

1. Choosing a real estate agent who is not committed to forming a strong business relationship with you.
Here's how to avoid it:
Making a connection with the right real estate agent is crucial. Choose a professional who is dedicated to serving your needs-before, during and after the sale.

2. Making an offer on a home without being pre-qualified.
Here's how to avoid it:
Pre-qualification will make your life easier-take the time to talk with bank or mortgage representatives. Their specific questions with regard to income, debt and other factors will help you determine the price range that you can afford. It is one of the most important steps on the path to home ownership.

3. Not knowing the total costs involved.
Here's how to avoid it:
Early in the buying process, ask your real estate agent or mortgage representative for an estimate of closing costs. Title insurance and lawyer fees should be considered. Pre-pay responsibilities such as homeowner's association fees and insurance must also be taken into account. Remember to examine your settlement statement prior to closing.

4. Limiting your search to open houses, ads or the Internet.
Here's how to avoid it:
Many homes listed in magazines or on the Internet have already been sold. Your best course of action is to contact a real estate agent. They have up-to-date information that is unavailable to the general public, and they are the best resource to help you find the home you want.

5. Thinking that there is only one perfect home out there.
Here's how to avoid it:
Buying a home is a process of elimination, not selection. New properties arrive on the market daily, so be open to all possibilities. Ask your real estate agent for a comparative market analysis. This compares similar homes that have recently sold or are still for sale.

6. Not considering long-term needs.
Here's how to avoid it:
It is important to think ahead. Will your home suit your needs 3-5 years from now? How about 5-10 years?

7. Not following through on due diligence.
Here's how to avoid it:
Make a list of any concerns you have relating to issues such as crime rates, schools, power lines, neighbors, environmental conditions, etc. Ask the important questions before you make an offer on a home. Be diligent so that you can have confidence in your purchase.

8. Not having a home inspection.
Here's how to avoid it:
Trying to save money today can end up costing you tomorrow. A qualified home inspector will detect issues that many buyers can overlook.

9. Not examining insurance issues.
Here's how to avoid it:
Purchase adequate insurance. Advice from an insurance agent can provide you with answers to any concerns you may have.

10. Not purchasing a home protection plan.
Here's how to avoid it:
This is essentially a mini insurance policy that usually lasts one year from the date of sale. It usually covers basic repairs you may encounter and can be purchased for a nominal fee. Talk to your agent to help you find the protection plan you need.

AutoCare PREMIER

Odessa, TX

432-638-0364

Joe Alex & Gloria Luna
Owners

INTERIOR REPAIRS	SERVICES
Seat Repairs (Leather, Vinyl, Cloth)	Full Details
Carpet Repairs	Engine Details
Dash Repairs	Seats Dry Clean
Door Panel Repairs	Carpets Dry Clean
Center Console Repairs	Soiled Seat Extraction
Plastic Scratch Removals	Carpet Extraction
Headliner Repairs	Water Extraction
Cigarette Burn Repairs	Surface Details
Carpet and Seat Re-dye	Headlight Restoration

Making First Impressions Count

Serving West Texas since 2004.
No job too big or too small.
Premier AutoCare, your restoration experts.
We come to you.

How much House Can You Afford?

How much you can afford is determined by a relatively simple formula. Lenders generally figure that no more than 28 percent of your income should be for total housing costs. In addition, they require that your total monthly debt be less than 36 percent of your income. (Note: These are general numbers. Other loan programs may allow higher percentages.)

For example, if you make $48,000 a year, divided by 12 months, your monthly income is $4,000. (Remember, that's $48,000 in gross pay, before federal and state taxes are removed.) Twenty-eight percent of $4,000 is $1,120. That is the most you can make in a monthly mortgage, taxes, and insurance payments.

Generally, to qualify, the self-employed buyer must have been self-employed in the same line of work for at least 24 months before applying for a loan. Lenders use your net income, the figure at the bottom of schedule C of your federal income tax form, to decide how large a mortgage you can carry. But they don't look at what you earn now or what you made last year. Rather lenders figure the monthly average of your income over the past 24 months. Also, overtime pay & bonuses sometimes may not be figured into your average income.

Don't forget that points, closing costs & other out-of-the-pocket expenses probably will come out to about one percent of the mortgage amount.

J.A.L. CONTRACTORS, INC.

2122 N. Highway 87
BIG SPRING

Office
432-264-7828
Mobile
325-338-1212

General Oilfield Service
Location Building
Dozer • Excavation
Backhoe • Grader
Forklift • Grubing
Hauling
Site Prep & Materials
Fencing

Put Your Advertising Dollars To The Best Use...

Your One Stop Print Shop

For All Your Printing Needs!

- Resource Guides
- Business Cards
- Flyers/Posters
- Folding Pamphlets
- Calendars
- School/Sports Programs

To speak to a representative or to order guides, please call

1-800-893-9309

Find us on Facebook

www.skylinepub.net

SKYLINE PUBLISHING

Loyalty Publishing, Inc.

Secrets for Selling Your Home

Selling Secret #1: **The first impression is the only impression**

No matter how good the interior of your home looks, buyers have already judged your home before they walk through the door. You never have a second chance to make a first impression. It's important to make people feel warm, welcome and safe as they approach the house. Spruce up your home's exterior with inexpensive shrubs and brightly colored flowers. You can typically get a 100-percent return on the money you put into your home's curb appeal. Entryways are also important. You use it as a utility space for your coat and keys. But, when you're selling, make it welcoming by putting in a small bench, a vase of fresh-cut flowers or even some cookies.

Selling Secret #2: **Always be ready to show**

Your house needs to be "show-ready" at all times – you never know when your buyer is going to walk through the door. You have to be available whenever they want to come see the place and it has to be in tip-top shape. Don't leave dishes in the sink, keep the dishwasher cleaned out, the bathrooms sparkling and make sure there are no dust bunnies in the corners. It's a little inconvenient, but it will get your house sold.

Selling Secret #3: **The kitchen comes first**

You're not actually selling your house, you're selling your kitchen – that's how important it is. The benefits of remodeling your kitchen are endless, and the best part of it is that you'll probably get 85% of your money back. It may be a few thousand dollars to replace countertops where a buyer may knock $10,000 off the asking price if your kitchen looks dated. The fastest, most inexpensive kitchen updates include painting and new cabinet hardware. Use a neutral-color paint so you can present buyers with a blank canvas where they can start envisioning their own style. If you have a little money to spend, buy one fancy stainless steel appliance. Why one? Because when people see one high-end appliance they think all the rest are expensive too and it updates the kitchen.

Selling Secret #4: **Take the home out of your house**

One of the most important things to do when selling your house is to de-personalize it. The more personal stuff in your house, the less potential buyers can imagine themselves living there. Get rid of a third of your stuff – put it in storage. This includes family photos, memorabilia collections and personal keepsakes. Consider hiring a home stager to maximize the full potential of your home. Staging simply means arranging your furniture to best showcase the floor plan and maximize the use of space.

Selling Secret #5: **Don't over-upgrade**

Quick fixes before selling always pay off. Mammoth makeovers, not so much. You probably won't get your money back if you do a huge improvement project before you put your house on the market. Instead, do updates that will pay off and get you top dollar. Get a new fresh coat of paint on the walls. Clean the curtains or go buy some inexpensive new ones. Replace door handles, cabinet hardware, make sure closet doors are on track, fix leaky faucets and clean the grout.

Selling Secret #6: **Conceal the critters**

You might think a cuddly dog would warm the hearts of potential buyers, but you'd be wrong. Not everybody is a dog- or cat-lover. Buyers don't want to walk in your home and see a bowl full of dog food, smell the kitty litter box or have tufts of pet hair stuck to their clothes. It will give buyers the impression that your house is not clean. If you're planning an open house, send the critters to a pet hotel for the day.

Selling Secret #7: **Play the agent field**

A secret sale killer is hiring the wrong broker. Make sure you have a broker who is totally informed. They must constantly monitor the multiple listing service (MLS), know what properties are going on the market and know the comps in your neighborhood. Find a broker who embraces technology – a tech-savvy one has many tools to get your house sold.

Selling Secret #8: **Light it up**

Maximize the light in your home. After location, good light is the one thing that every buyer cites that they want in a home. Take down the drapes, clean the windows, change the lampshades, increase the wattage of your light bulbs and cut the bushes outside to let in sunshine. Do what you have to do make your house bright and cheery – it will make it more sellable.

Selling Secret #9: **Half-empty closets**

Storage is something every buyer is looking for and can never have enough of. Take half the stuff out of your closets then neatly organize what's left in there. Buyers will snoop, so be sure to keep all your closets and cabinets clean and tidy.

Selling Secret #10: **Pricing it right**

Find out what your home is worth, then shave 15 to 20 percent off the price. You'll be stampeded by buyers with multiple bids — even in the worst markets — and they'll bid up the price over what it's worth. It takes real courage and most sellers just don't want to risk it, but it's the single best strategy to sell a home in today's market.



Packing Strategies

Supplies:

- Plastic bags and labels for easy identification.
- Plastic foam peanuts or pellets
- Tissue or Kraft paper for delicate packing jobs.
- Corrugated paper rolls for figurines and fragile items.
- Gummed tape (1 to 2 inches wide) and /or twine for sealing cartons.
- Markers for identifying contents of cartons.
- Notebook and pencils to log cartons.
- Scissors and/or sharp knife.

Preparing to move:

A strategy for packing:

- The bottoms of all cartons should be secure.
- Packing tape or gummed tape is better than masking tape.
- A general rule to remember on carton size: the heavier the item, the smaller the carton.
- Try to keep a per-box weight of 50 pounds or less.

Packing for efficiency:

- Pack one room at a time. (It will help with the unpacking.)
- Mark all boxes, assigning them numbers and specifying the room.
- Fill a couple of cartons a day, starting well ahead of the move.
- Make a log showing the number of boxes packed per room and the total number of cartons packed.
- Leave space in your log for special comments, such as carton conditions or location of high-valued goods.
- Notify your mover of any high-value items.
- Have plenty of "filling" material available. Specially made cartons, for everything from mattresses to clothing and mirrors, can generally be purchased from your mover.
- Alternatives include boxes discarded by grocery or liquor stores. Insects, such as roaches and their eggs, can travel in boxes, so keep that in mind when using boxes from food stores.

Moving Checklist

Moving Out

Moving Preparations

- [ ] Buy boxes
- [ ] Schedule movers
- [ ] Arrange transportation needs for the move
- [ ] Reserve storage unit
- [ ] Acquire school transcript for children

Utilities to cancel/transfer

- [ ] Telephone*
- [ ] Water
- [ ] Garbage removal
- [ ] Gas & electric*
- [ ] Cable/internet*

*check for refunds

Address changes

- [ ] Forward new address to post office
- [ ] Notify work contacts/human resources
- [ ] Update bank account/investment information
- [ ] Modify credit card account data
- [ ] Change delivery for publications/newspapers

Medical services updates

- [ ] Medical records
- [ ] Prescription transfers
- [ ] Dental records
- [ ] Veterinarian records

Closer to moving day

- [ ] Defrost refrigerator
- [ ] Hand-carry jewelry and valuables
- [ ] Withdraw travel cash or prepare checks
- [ ] Leave keys/garage door openers

Moving In

Address change

- [ ] Arrange for post office to hold mail for new address until move-in date

Utilities to activate

- [ ] New telephone number
- [ ] Water
- [ ] Garbage removal
- [ ] Gas & electric
- [ ] Cable/internet

Government licenses/services

- [ ] Change address on driver's license
- [ ] Register children in new school

If moving to a different state:

- [ ] Apply for new driver's license
- [ ] Register car
- [ ] Register to vote (and find new polling place)

Medical services updates

- [ ] Find new doctor
- [ ] Find new pharmacy
- [ ] Find new dentist
- [ ] Find new veterinarian

HOME FINDER NOTEPAD

Looking for the right home takes a fair amount of work, this page is here to help you weigh your options.

	House #1	House #2	House #3
Address			
Year Built			
Price			
Yearly Insurance			
Monthly Payment			
Avg. Utility Payment			
Square Footage			
Lot Size			
Style of House			
# of Bedrooms			
# of Baths			
Garage / Carport			
Neighborhood Quality			
Closet Space			
Heating & A/C			
Separate Dining Room			
Kitchen Space			
Refrigerator			
Stove			
Garbage Disposal			
Dishwasher			
Washer / Dryer			
Laundry Area			
Attic			
Condition of Windows			
Insulation			
Electrical Wiring & Age			
Deck , Patio & Fence			
Type of Siding			
Exterior Condition			
Notes:			

Claws & Paws
Pet Motel

Annette Young
Owner

Dog & Cat
Boarding

Also Specializing In Dog Grooming



Some of our Sweet Faces

432-695-4464

Cell: 432-269-9196

1002 E. Co. Rd. 128 - Midland, TX 79706

KELLERWILLIAMS®

KAY SUTTON TEAM

Kay Sutton

REALTOR®

Phone: 432-704-5222

Mobile: 432-416-0289

Fax: 432-520-5858

Email: kay@kaysutton.com

"Experience...makes ALL the Difference!"

4410 N. Midkiff Road · Suite B2 · Midland, TX